



OSWAL AGRO MILLS LIMITED

OAML/ND/2025

January 29, 2025

BSE Limited

Phiroze Jeejeebhoy Towers,
Dalal Street,
Mumbai-400 001

Email id: corp.relations@bseindia.com

National Stock Exchange of India Limited

Exchange Plaza, 5th Floor, Plot No. C/1,
Block G, Bandra-Kurla Complex,
Bandra(E) Mumbai-400 051

Email id: cmlist@nse.co.in

Scrip Code: 500317

Trading Symbol: OSWALAGRO

Subject: Integrated Filing (Financial) for the quarter and nine months ended December 31, 2024

Dear Sir/ Madam,

Pursuant to SEBI Circular No. SEBI/HO/CFD/CFD-PoD-2/CIR/P/2024/185 dated December 31, 2024, read with BSE Circular No. 20250102-4 and NSE Circular No. NSE/CML/2025/02 dated January 2, 2025 respectively, please find attached herewith the Integrated Filing (Financial) for the quarter and nine months ended December 31, 2024.

The above information is also available on the website of the Company at www.oswalagromills.com

Kindly take the same on record.

Thanking you,

Yours sincerely,

For Oswal Agro Mills Limited

Payal Goel

Company Secretary

Encl: A/a

OSWAL AGRO MILLS LIMITED

INTEGRATED FILING (FINANCIAL) FOR THE QUARTER AND NINE MONTHS ENDED DECEMBER 31, 2024

- A. UNAUDITED FINANCIAL RESULT FOR THE QUARTER AND NINE MONTHS ENDED DECEMBER 31, 2024- Enclosed**
- B. STATEMENT ON DEVIATION OR VARIATION FOR PROCEEDS OF PUBLIC ISSUE, RIGHTS ISSUE, PREFERENTIAL ISSUE, QUALIFIED INSTITUTIONS PLACEMENT ETC. – Not Applicable**
- C. DISCLOSING OUTSTANDING DEFAULT ON LOANS AND DEBT SECURITIES- No default hence not applicable**
- D. DISCLOSURE OF RELATED PARTY TRANSACTIONS (applicable only for half yearly filings i.e., 2nd and 4th quarter)- Not Applicable for this Quarter**
- E. STATEMENT ON IMPACT OF AUDIT QUALIFICATIONS (FOR AUDIT REPORT WITH MODIFIED OPINION) SUBMITTED ALONG WITH ANNUAL AUDITED FINANCIAL RESULTS (Standalone and Consolidated separately) (applicable only for Annual Filing i.e., 4th quarter)- Not Applicable for this Quarter**



OSWAL SUNIL & COMPANY

CHARTERED ACCOUNTANTS

71, DARYAGANJ, NEW DELHI-110 002

Tel. : 2325-1582, 2326-2902, 4306-0999

E-mail : oswalsunil.co@gmail.com

Website : www.oswalsunil.com

Independent Auditor's Review Report on Standalone Unaudited Quarterly and Year to date Financial Results of M/s Oswal Agro Mills Limited ('the Company') pursuant to Regulation 33 of the SEBI (Listing Obligations and Disclosure Requirements) Regulations, 2015 (as amended)

To the Board of Directors of
M/s Oswal Agro Mills Limited

1. We have reviewed the accompanying Statement of the Standalone Unaudited Financial Results ('the Statement') of M/s Oswal Agro Mills Limited ('the Company') for the quarter ended December 31, 2024 and for the period from April 01, 2024 to December 31, 2024, being submitted by the Company pursuant to the requirements of Regulation 33 of the SEBI (Listing Obligations and Disclosure Requirements) Regulations, 2015, as amended ('Listing Regulations'), including relevant circulars issued by the SEBI from time to time. The Statement is the responsibility of the Company's Management and has been approved by the Company's Board of Directors. Our responsibility is to issue a report on the Statement based on our review of the Statement, which has been prepared in accordance with the recognition and measurement principles laid down in Indian Accounting Standard 34, Interim Financial Reporting ('Ind AS 34'), specified under Section 133 of the Companies Act, 2013 read with relevant rules issued thereunder, and other accounting principles generally accepted in India and in compliance with Regulation 33 of the Listing Regulations.

2. We conducted our review of the Statement in accordance with the Standard on Review Engagements (SRE) 2410 "Review of Interim Financial Information Performed by the Independent Auditor of the Entity", issued by the Institute of Chartered Accountants of India. This Standard requires that we plan and perform the review to obtain moderate assurance as to whether the Statement is free of material misstatement. A review of interim financial information consists of making inquiries, primarily of persons responsible for financial and accounting matters, and applying analytical and other review procedures. A review is substantially less in scope than an audit conducted in accordance with Standards on Auditing specified under section 143(10) of Companies Act, 2013 and consequently does not enable us to obtain assurance that we would become aware of all significant matters that might be identified in an audit. Accordingly, we do not express an audit opinion.

3. Based on our review conducted as above, nothing has come to our attention that causes us to believe that the accompanying statement, prepared in accordance with the recognition and measurement principles laid down in the applicable Indian Accounting Standards ('Ind AS') specified under Section 133 of the Companies Act, 2013, read with relevant rules issued thereunder and other recognised accounting practices and policies generally accepted in India, has not disclosed the information required to be disclosed in terms of Regulation 33 of the Listing Regulations including the manner in which it is to be disclosed, or that it contains any material misstatement.

For OSWAL SUNIL & COMPANY

Chartered Accountants


Firm Registration No. 016520N

CA Nawin K Lahoty

Partner

Membership No. 056931

UDIN: 25056931BMLDBE1225




Place: New Delhi

Date: January 28, 2025

OSWAL AGRO MILLS LIMITED
Corporate Office : 7th Floor, Antriksh Bhawan, 22, Kasturba Gandhi Marg, New Delhi-110001; CIN: L15319PB1979PLC012267
Statement of Unaudited Standalone Financial Results for the Quarter and Nine months ended 31st December, 2024

Part I		(₹ In Lakhs)					
S. No.	Particulars	Quarter Ended			Nine Months Ended		Year Ended
		31.12.2024 (Unaudited)	30.09.2024 (Unaudited)	31.12.2023 (Unaudited)	31.12.2024 (Unaudited)	31.12.2023 (Unaudited)	31.03.2024 (Audited)
(1)	(2)	(3)	(4)	(5)	(6)	(7)	(8)
I	Revenue from operations	6,246.27	35.82	44.15	6,327.76	125.23	186.73
II	Other income	233.28	236.42	283.69	812.18	747.14	1,071.76
III	Total Income (I+II)	6,479.55	272.24	327.84	7,139.94	872.37	1,258.49
IV	Expenses						
	Cost of land, plots, development rights, constructed properties and others	-	-	-	-	15.86	15.86
	Change in Inventory of Finished Goods, Stock in Trade and Work in Progress	406.84			406.84		
	Employee benefits expense	115.39	116.28	82.81	294.01	217.44	275.79
	Finance Costs	2.45	2.52	2.40	7.57	7.42	11.23
	Depreciation and amortization expense	10.73	6.29	9.14	26.04	27.34	36.40
	Rates & Taxes	22.09	35.91	36.26	94.01	109.84	146.01
	Consultancy and professional fee	14.53	30.08	18.55	57.24	70.98	107.37
	Contribution towards Corporate Social Responsibility	-	-	-	-	-	15.00
	Other expenses	92.64	47.95	106.26	175.18	210.31	257.47
	Total Expenses (IV)	664.67	239.03	255.42	1,060.89	659.19	865.13
V	Profit/(Loss) before exceptional items and tax (III-IV)	5,814.88	33.21	72.42	6,079.05	213.18	393.36
VI	Exceptional Items	-	-	-	-	-	2.53
VII	Profit/(Loss) before tax (V-VI)	5,814.88	33.21	72.42	6,079.05	213.18	390.83
VIII	Tax expense/(credit)						
	Current tax (Including earlier year adjustment)	1,478.37	16.83	(40.84)	1,543.27	(19.16)	35.81
	Deferred Tax	(15.03)	(8.44)	8.19	(12.13)	23.16	179.66
IX	Profit/(Loss) for the period/year (VII-VIII)	4,351.54	24.82	105.07	4,547.91	209.18	175.36
X	Other Comprehensive Income						
	Items that will not be reclassified to profit or loss						
	(i) Equity instruments through Other Comprehensive Income (FVTOCI)	0.00	(25.05)	-	(25.05)	-	-
	(ii) Remeasurement of defined benefit plan	1.86	1.86	0.04	5.58	0.11	7.45
	(iii) Income tax relating to these items	-	-	-	-	-	-
	Total Other Comprehensive Income/(Loss)	1.86	(23.19)	0.04	(19.47)	0.11	7.45
XI	Total Comprehensive Income/(Loss) for the period/year (IX+X)	4,353.40	1.63	105.11	4,528.44	209.29	182.81
XII	Paid-up equity share capital (face value of ₹ 10/- each)	13,423.48	13,423.48	13,423.48	13,423.48	13,423.48	13,423.48
XIII	Other equity (excluding revaluation reserves)	-	-	-	-	-	47,242.26
XIV	Earning per share (EPS): (Not annualised) for the quarter						
	(a) Basic EPS (Rs./Re)	3.24	0.02	0.08	3.39	0.16	0.13
	(b) Diluted EPS (Rs./Re)	3.24	0.02	0.08	3.39	0.16	0.13

Part II		(₹ In Lakhs)					
UNAUDITED STANDALONE SEGMENT WISE REVENUE, RESULTS, ASSETS AND LIABILITIES							
S.No.	Particulars	Quarter Ended			Nine Months Ended		Year Ended
		31.12.2024 (Unaudited)	30.09.2024 (Unaudited)	31.12.2023 (Unaudited)	31.12.2024 (Unaudited)	31.12.2023 (Unaudited)	31.03.2024 (Audited)
1	Segment Revenue						
a)	Trading	-	-	-	-	15.86	15.86
b)	Investment Activities	285.65	275.05	326.18	920.09	854.85	1,240.97
c)	Real Estate	6,196.57	-	-	6,196.57	-	-
d)	Unallocated	(2.67)	(2.81)	1.66	23.28	1.66	1.66
	Total Segment Revenue	6,479.55	272.24	327.84	7,139.94	872.37	1,258.49
2	Segment Result						
	Profit/(Loss) before tax and interest from each segment						
a)	Trading	-	-	-	-	-	-
b)	Investment Activities	143.04	170.17	194.81	607.38	730.88	876.44
c)	Real Estate	5,754.06	(26.21)	(69.56)	5,678.27	(270.27)	(224.58)
d)	Unallocated	(79.77)	(108.23)	(50.43)	(199.03)	(240.01)	(247.27)
	Less: Finance Costs	2.45	2.52	2.40	7.57	7.42	11.23
	Profit/(loss) before exceptional items and tax	5,814.88	33.21	72.42	6,079.05	213.18	393.36
	Exceptional Items	-	-	-	-	-	2.53
	Profit/(loss) before tax	5,814.88	33.21	72.42	6,079.05	213.18	390.83
	Less: Current Tax (Including earlier year adjustment)	1,478.37	16.83	(40.84)	1,543.27	(19.16)	35.81
	Less: Deferred Tax	(15.03)	(8.44)	8.19	(12.13)	23.16	179.66
	Profit/(loss) after Tax	4,351.54	24.82	105.07	4,547.91	209.18	175.36
3	Segment Assets						
a)	Trading	-	-	621.89	-	621.89	615.98
b)	Investment Activities	53,304.71	49,833.06	49,477.56	53,304.71	49,727.11	49,689.44
c)	Real Estate	11,063.06	10,583.65	9,847.59	11,063.06	9,860.57	9,846.94
d)	Unallocated	1,837.22	997.15	1,366.70	1,837.22	1,104.17	1,032.40
	Total Assets	66,204.99	61,413.86	61,313.74	66,204.99	61,313.74	61,184.76
4	Segment Liabilities						
a)	Trading	-	0.42	5.91	-	5.91	-
b)	Investment Activities	100.35	180.08	225.55	100.35	89.21	136.21
c)	Real Estate	570.78	45.02	56.38	570.78	122.29	34.05
d)	Unallocated	339.69	347.55	333.69	339.69	404.12	348.76
	Total Liabilities	1,010.82	573.07	621.53	1,010.82	621.53	519.02



Notes:

- 1 The aforesaid unaudited standalone financial results for the third quarter and Nine Months ended 31st December, 2024 have been reviewed and recommended by the Audit Committee and approved by the Board of Directors in its meeting held on January 28, 2025
- 2 The Company recognizes Trading, Real Estate and Investing activities as separate Business Segments
- 3 The above Results are in compliance with the Indian Accounting Standards (Ind-AS) as prescribed under Section 133 of the Companies Act, 2013 read with the Companies (Indian Accounting Standards) Rules, 2021
- 4 The Company would get area in the form of DRC (Development Rights Certificate) from Brihanmumbai Municipal Corporation (BMC) upon handing over of reserved plots for public utility purpose. The Company had a vacant land admeasuring 2,47,244.38 sq. mtrs. at village Anik, Chembur, Mumbai, out of which, 1,06,847.58 sq. mtrs. vacant land was reserved by BMC for public utility purpose. The Company accepted the proposal and handed over the reserved plots against the Transferable Development Rights (TDR) on September 10, 2024. Subsequently, the Company received Development Rights Certificate (DRC) of 106374.15 sq. mtrs. in first phase on October 23, 2024 from BMC.
Such TDR forms part of the inventory and is reflected as such. Revenue of ₹ 6196.57 Lakh for the quarter ending 31st December, 2024 (30th September, 2024: ₹ Nil) on sale of TDR is reflected under Revenue from Operations - Real Estate Development activity.
- 5 Earning per share is not annualised for the Quarter and nine months ended 31st December 2024, Quarter ended 30th September, 2024 and Quarter and nine months ended 31st December, 2023
- 6 The figures of the previous periods have been re-grouped/ re-arranged wherever considered necessary

By the order of the board

Narinder Kumar
Narinder Kumar
CEO and Whole Time Director
DIN: 01936066

Place : New Delhi

Date : 28.01.2025

Regd. Office : Near Jain Colony, Vijay Inder Nagar, Daba Road, Ludhiana-141 003 (Punjab)

Contact: 0161- 2544313 ; website: www.oswalagromills.com; Email ID: oswal@oswalagromills.com





"Independent Auditor's Review Report on Consolidated Unaudited Quarterly and Year to date Financial Results of M/s Oswal Agro Mills Limited (the "Company") pursuant to Regulation 33 of the SEBI (Listing Obligations and Disclosure Requirements) Regulations, 2015 (as amended)"

To the Board of Directors of
M/s Oswal Agro Mills Limited

1. We have reviewed the accompanying Statement of the Consolidated Unaudited Financial Results ("the Statement") of M/s Oswal Agro Mills Limited ("the Holding Company") and its share of the profit/loss and total comprehensive income of its Associate for the quarter ended December 31, 2024 and for the period from April 01, 2024 to December 31, 2024, being submitted by the Holding Company pursuant to the requirement of Regulation 33 of the SEBI (Listing Obligations and Disclosure Requirements) Regulations, 2015, as amended ("the Listing Regulations").

2. This Statement, which is the responsibility of the Company's Management and approved by the Board of Directors of the Holding Company has been prepared in accordance with the recognition and measurement principles laid down in Indian Accounting Standard 34 "Interim Financial Reporting" ("Ind AS 34"), prescribed under Section 133 of the Companies Act, 2013 read with relevant rules issued thereunder, and other accounting principles generally accepted in India and in compliance with Regulation 33 of the Listing Regulations. Our responsibility is to express a conclusion on these Financial Statement based on our review of the Statement.

3. We conducted our review of the Statement in accordance with the Standard on Review Engagements (SRE) 2410 "Review of Interim Financial Information Performed by the Independent Auditor of the Entity", issued by the Institute of Chartered Accountants of India. This Standard requires that we plan and perform the review to obtain moderate assurance as to whether the Statement is free of material misstatement. A review of interim financial information consists of making inquiries, primarily of persons responsible for financial and accounting matters, and applying analytical and other review procedures. A review is substantially less in scope than an audit conducted in accordance with Standards on Auditing specified under section 143(10) of Companies Act, 2013 and consequently does not enable us to obtain assurance that we would become aware of all significant matters that might be identified in an audit. Accordingly, we do not express an audit opinion.

We also performed procedures in accordance with the circulars issued by the SEBI under Regulation 33(8) of the Listing Regulations, as amended, to the extent applicable.

4. The Statement includes the results of the following entity:

Name of the Entity	Relationship
Oswal Greentech Limited	Associate

5. Emphasis of Matter

In respect of Associate a dispute has arisen relating to interest charged on Inter corporate Deposits with one of the borrowers for the period relating to Covid and subsequent to it. The Associate company has invoked arbitration clause as per the ICD agreement. In view of this dispute the Associate has decided not to charge any further interest pending the arbitration proceedings. Consequently, the PBT and Investments (Non-Current) are under stated by Rs 1,480.87 lakhs (to the extent of share of holding company in Associate) for the period under review.

Our conclusion is not modified in respect of above matter.

6. Based on our review conducted as stated in paragraph 3, nothing has come to our attention that causes us to believe that the accompanying statement, prepared in accordance with recognition and measurement principle laid down in the applicable Indian Accounting Standard (Ind AS) prescribed under section 133 of the Companies Act, 2013 ("the Act"), as amended, read with relevant rules issued thereunder and other recognized accounting practices and policies has not disclosed the information required to be disclosed in terms of Regulation 33 of the SEBI (Listing Obligations and Disclosure Requirements) Regulations, 2015 including the manner in which it is to be disclosed, or that it contains any material misstatement.

For OSWAL SUNIL & COMPANY

Chartered Accountants

Firm Registration No. 016520N

CA Nawin K Lahoty

Partner

Membership No. 056931

UDIN: 25056931BMLDBF6739

Place: New Delhi

Date: January 28, 2025



OSWAL AGRO MILLS LIMITED
Corporate Office : 7th Floor, Antriksh Bhawan, 22, Kasturba Gandhi Marg, New Delhi-110001; CIN: L15319PB1979PLC012267
Statement of Unaudited Consolidated Financial Results for the Quarter and Nine months ended 31st December, 2024

Part I		(₹ In Lakhs)					
		Quarter Ended			Nine Months Ended		Year Ended
S. No.	Particulars	31.12.2024 (Unaudited)	30.09.2024 (Unaudited)	31.12.2023 (Unaudited)	31.12.2024 (Unaudited)	31.12.2023 (Unaudited)	31.03.2024 (Audited)
(1)	(2)	(3)	(4)	(5)	(6)	(7)	(8)
I	Revenue from operations	6,246.27	35.82	44.15	6,327.76	125.23	186.73
II	Other income	233.28	236.42	283.69	812.18	747.14	1,071.76
III	Total Income (I+II)	6,479.55	272.24	327.84	7,139.94	872.37	1,258.49
IV	Expenses						
	Cost of land, plots, development rights, constructed properties and others	-	-	-	-	15.86	15.86
	Change in Inventory of Finished Goods, Stock in Trade and Work in Progress	406.84	-	-	406.84	-	-
	Employee benefits expense	115.39	116.28	82.81	294.01	217.44	275.79
	Finance Costs	2.45	2.52	2.40	7.57	7.42	11.23
	Depreciation and amortization expense	10.73	6.29	9.14	26.04	27.34	36.40
	Rates and Taxes	22.09	35.91	36.26	94.01	109.84	146.01
	Consultancy and Professional fees	14.53	30.08	18.55	57.24	70.98	107.37
	Contribution towards Corporate Social Responsibility	-	-	-	-	-	15.00
	Other expenses	92.64	47.95	106.26	175.18	210.31	257.47
	Total Expenses (IV)	664.67	239.03	255.42	1,060.89	659.19	865.13
V	Profit/(Loss) before exceptional items and tax (III-IV)	5,814.88	33.21	72.42	6,079.05	213.18	393.36
VI	Exceptional items						2.53
VII	Profit/(Loss) before tax (V-VI)	5,814.88	33.21	72.42	6,079.05	213.18	390.83
VIII	Tax expense/(credit)						
	Current tax (Including earlier tax adjustment)	1,478.37	16.83	(40.84)	1,543.27	(19.16)	35.81
	Deferred tax	(15.03)	(8.44)	8.19	(12.13)	23.16	179.66
IX	Profit/(loss) for the period/Year after tax but before share of net profit of investments accounted for using equity method (VII-VIII)	4,351.54	24.82	105.07	4,547.91	209.18	175.36
X	Share of profit/(Loss) of an Associate	36.69	180.23	(121.64)	423.72	133.96	281.98
XI	Profit/(loss) for the period/year (IX+X)	4,388.23	205.05	(16.57)	4,971.63	343.14	457.34
XII	Other Comprehensive Income						
	Items that will not be reclassified to profit or loss						
	(i) Equity instruments through Other Comprehensive Income (FVTOCI)	0.00	(25.05)	-	(25.05)	-	-
	(ii) Remeasurement of defined benefit plan	1.86	1.86	0.04	5.58	0.11	7.45
	(iii) Share of profit/(loss) of an Associate	6.74	22.03	-	31.46	0.03	10.81
	Total Other Comprehensive Income/(Loss)	8.60	(1.16)	0.04	11.99	0.14	18.26
XIII	Total Comprehensive Income/(Loss) for the period/year (XI+XII)	4,396.83	203.89	(16.53)	4,983.62	343.28	475.60
XIV	Net profit attributable to:						
	(a) Owners of the parent	4,388.23	205.05	(16.57)	4,971.63	343.14	457.34
	(b) Non-controlling interests	-	-	-	-	-	-
XV	Other Comprehensive Income attributable to:						
	(a) Owners of the parent	8.60	(1.16)	0.04	11.99	0.14	18.26
	(b) Non-controlling interests	-	-	-	-	-	-
XVI	Total Comprehensive Income of the year attributable to:						
	(a) Owners of the parent	4,396.83	203.89	(16.53)	4,983.62	343.28	475.60
	(b) Non-controlling interests	-	-	-	-	-	-
XVII	Paid-up equity share capital (face value of ₹ 10/- each)	13423.48	13423.48	13,423.48	13,423.48	13,423.48	13,423.48
XVIII	Other equity (excluding revaluation reserve)	-	-	-	-	-	70,343.64
XX	Earning per share (EPS): (Not annualised) for the quarter						
	(a) Basic EPS (Rs/Re)	3.27	0.15	(0.01)	3.70	0.26	0.34
	(b) Diluted EPS (Rs/Re)	3.27	0.15	(0.01)	3.70	0.26	0.34

Part II

UNAUDITED CONSOLIDATED SEGMENT WISE REVENUE, RESULTS, ASSETS AND LIABILITIES


S.No.		(₹ In Lakh)					
		Quarter Ended			Nine Months Ended		Year Ended
Particulars		31.12.2024 (Unaudited)	30.09.2024 (Unaudited)	31.12.2023 (Unaudited)	31.12.2024 (Unaudited)	31.12.2023 (Unaudited)	31.03.2024 (Audited)
1	Segment Revenue						
a)	Trading	-	-	-	-	15.86	15.86
b)	Investment Activities	285.65	275.05	326.18	920.09	854.85	1,240.97
c)	Real Estate	6,196.57	-	-	6,196.57	-	-
d)	Unallocated	(2.67)	(2.81)	1.66	23.28	1.66	1.66
	Total Segment Revenue	6,479.55	272.24	327.84	7,139.94	872.37	1,258.49
2	Segment Result						
	Profit (+)/ Loss (-) before finance costs and tax						
a)	Trading	-	-	-	-	-	-
b)	Investment Activities	143.04	170.17	194.81	607.38	730.88	876.44
c)	Real Estate	5,754.06	(26.21)	(69.56)	5,678.27	(270.27)	(224.58)
d)	Unallocated	(79.77)	(108.23)	(50.43)	(199.03)	(240.01)	(247.27)
	Less: Finance Costs	2.45	2.52	2.40	7.57	7.42	11.23
	Profit/(loss) before exceptional items and tax	5,814.88	33.21	72.42	6,079.05	213.18	393.36
	Exceptional items						2.53
	Profit/(Loss) before tax	5,814.88	33.21	72.42	6,079.05	213.18	390.83
	Less: Current tax (Including earlier tax adjustment)	1,478.37	16.83	(40.84)	1,543.27	(19.16)	35.81
	Less: Deferred tax	(15.03)	(8.44)	8.19	(12.13)	23.16	179.66
	Profit/(loss) for the period/Year after tax but before share of net profit of investments accounted for using equity method	4,351.54	24.82	105.07	4,547.91	209.18	175.36
	Share of profit/(Loss) of an Associate	36.69	180.23	(121.64)	423.72	133.96	281.98
	Profit/(loss) for the year/period	4,388.23	205.05	(16.57)	4,971.63	343.14	457.34
3	Segment Assets						
a)	Trading	-	-	621.89	-	621.89	615.98
b)	Investment Activities	77,273.02	73,346.19	72,306.52	77,273.02	72,556.07	72,790.93
c)	Real Estate	11,063.06	10,583.65	9,847.59	11,063.06	9,860.57	9,846.94
d)	Unallocated	1,837.22	997.15	1,366.70	1,837.22	1,104.17	1,032.40
	Total Assets	90,173.30	84,926.99	84,142.70	90,173.30	84,142.70	84,286.15
4	Segment Liabilities						
a)	Trading	-	0.42	5.91	-	5.91	-
b)	Investment Activities	100.35	180.08	225.55	100.35	89.21	136.21
c)	Real Estate	570.78	45.02	56.39	570.78	122.29	34.05
d)	Unallocated	339.69	347.55	333.68	339.69	404.12	348.77
	Total Liabilities	1010.82	573.07	621.53	1010.82	621.53	519.03

Notes:

- 1 The aforesaid unaudited Consolidated financial results for the third quarter and Nine Months ended 31st December, 2024 have been reviewed and recommended by the Audit Committee and approved by the Board of Directors in its meeting held on January 28, 2025.
- 2 The above Results are in compliance with the Indian Accounting Standards (Ind-AS) as prescribed under Section 133 of the Companies Act, 2013 read with the Companies (Indian Accounting Standards) Rules, 2021.
- 3 The Holding Company continues to recognize Trading, Real Estate and Investing activities as separate Business Segments.
- 4 The Holding Company would get area in the form of DRC (Development Rights Certificate) from Brihanmumbai Municipal Corporation (BMC) upon handing over of reserved plots for public utility purpose. The Company had a vacant land admeasuring 2,47,244.38 sq. mtrs. at village Anik, Chembur, Mumbai, out of which, 1,06,847.58 sq. mtrs. vacant land was reserved by BMC for public utility purpose. The Holding Company accepted the proposal and handed over the reserved plots against the Transferable Development Rights (TDR) on September 10, 2024. Subsequently, the holding Company received Development Rights Certificate (DRC) of 106374.15 sq. mtrs. in first phase on October 23, 2024 from BMC. Such TDR forms part of the inventory and is reflected as such. Revenue of ₹ 6196.57 Lakh for the quarter ending 31st December, 2024 (30th September, 2024 ₹ Nil) on sale of TDR is reflected under Revenue from Operations - Real Estate Development activity.
- 5 We refer to the financial statements of Associate company for non provisioning of interest income, consequent to which the PBT and Investments (Non-Current) are understated by ₹1480.87 Lakhs (to the extent of the share of profit/(losses) of the holding company) for the period ended 31st December, 2024.
- 6 Earning per share is not annualised for the Quarter and nine months period ended 31st December, 2024. Quarter ended 30th September, 2024 and Quarter and nine months ended 31st December, 2023.
- 7 The figures of the previous periods have been re-grouped/ re-arranged wherever considered necessary.

By the order of the board of Holding Company

Place : New Delhi
Date : 28.01.2025
Regd. Office : Near Jain Colony, Vijay Inder Nagar, Daba Road, Ludhiana-141003 (Punjab)
Contact: 0161- 2544313 ; website: www.oswalagromills.com; Email ID: oswal@oswalagromills.com


Narinder Kumar
CEO and Whole Time Director
DIN: 01936066

